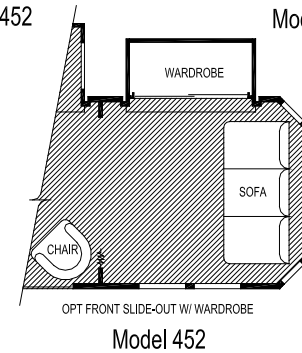
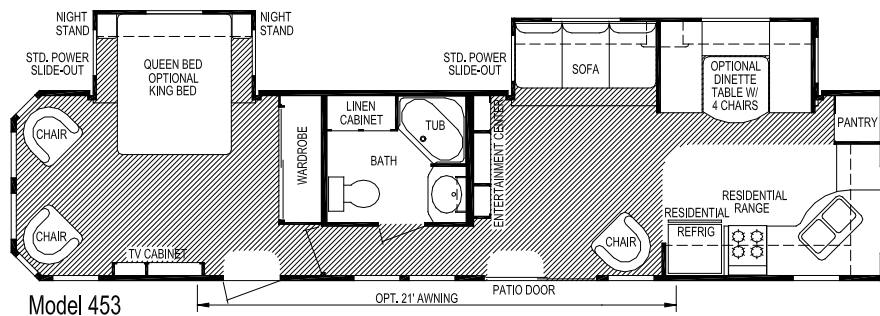
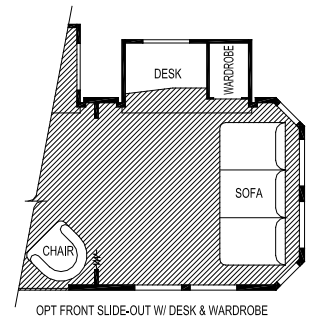
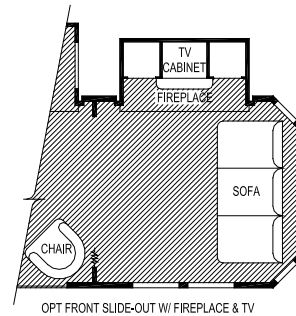
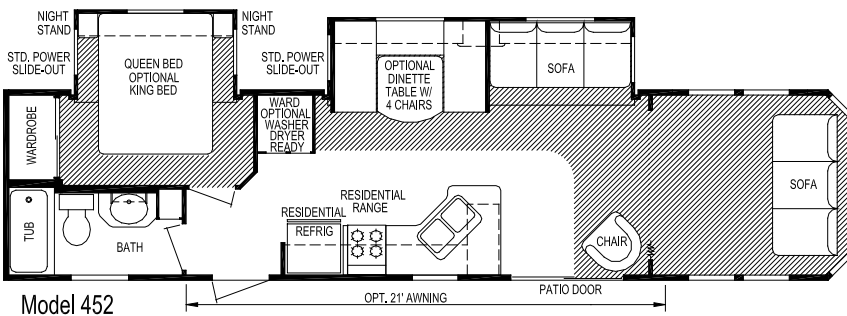
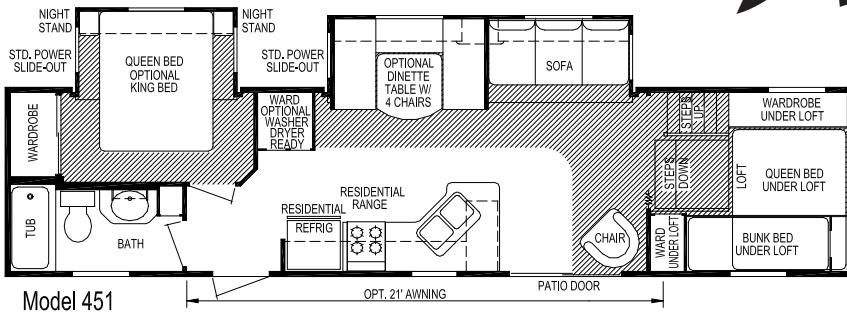


Nomad[®]

102" Wide Park Trailers



Specifications

Model	451	452	453
Accommodations			
Sleeping (standard / optional)	9	8	6
Bed Size (standard)	60" x 74"	60" x 74"	60" x 74"
Second Bed Size	60" x 74" / 28" x 74"		
Dinette Size	48" x 79"	48" x 79"	48" x 79"
Sofa Size	41" x 73"	41" x 73" / 60" x 72"	41" x 73"
Measurements			
Exterior Length (see Note 2)	40'-11"	40'-9"	41'-11"
Exterior Width (see Note 2)	102"	102"	102"
Exterior Height (see Note 2)	12'-1"	12'-1"	12'-1"
Interior Height	96"	96"	96"
Capacities			
Opt. Gray Water Tank (gallons)	50	50	50
Opt. Black Water Tank (gallons)	40	40	40

Notes

- (1) All weights, dimensions, and capacities shown are approximate values.
- (2) Dimensions stated to industry standards. Exterior length includes approximately a four foot hitch on travel trailers. Exterior height includes air conditioner, if installed. Exterior width does not include the width of the awning, if installed.



SKYLINE[®]

BRINGING AMERICA HOME. BRINGING AMERICA FUN.

Interior

Cabinets

- Oak or Cherry Cabinets
- Hardwood Frame Cabinet Doors
- Designer Glass Insert Doors
- Drawers w/Travel-Lock Glide System
- 40" Tall Kitchen Overhead w/2 Shelves

Decor

- Color-Coordinated Designer Interior
- Decorative Box Valances at Most Windows
- Lambrequin Legs in Living Area
- Drape Panels in Bedroom
- Mini-Blinds for All Windows (Except over Bunks)
- Vertical Blind at Patio Door
- Embossed Vinyl Flooring
- Extra Padded Dinette & Sofa Seat Cushions
- Wall Paper Border in Kitchen & Bath

Kitchen & Living Area

- 17 cu. ft. GE® Residential Frost-Free Refrigerator
- Residential-Style 4 Burner Range w/Oven
- Bright 110 Volt Lighting Throughout
- 40,000 Btu Furnace w/110 Volt Fan Motor & In-Floor Ducting
- Residential-Size Stainless Steel Sink w/Single Lever Faucet
- Living Room TV Jack
- Park Cable for TV Hookup
- 10 Gal. Fast Recovery Gas Water Heater
- Patio Door
- Eye-Level Microwave Range w/Integral Range Hood Built In Above Range
- Large U-Shaped Dinette
- Sofa Bed
- Decorative Swivel Rocker (See Floor Plan for Quantity)

Bedroom

- Color-Coordinated Quilted Bedspread
- Free-Standing Bed w/Frame, Box Springs & Mattress in Master Bedroom

Bath

- ABS Tub & Surround
- Deluxe Medicine Cabinet w/Mirror
- Towel Bar
- Skylight Over Tub
- Residential-Style Porcelain Toilet
- Ceiling Exhaust Fan
- Large Oval Sink Bowl w/Single Lever Faucet
- Residential-Style Single Lever Tub Faucet & Shower Head

Exterior

Roof Construction

- Tapered Truss Roof Construction to Promote Water Runoff
- Seamless One-Piece Roof w/12 Year Manufacturer's Limited Warranty
- Pre-Wired, Framed & Ducted for Optional Roof Air Conditioner
- Awning Drip Rail

Wall Construction

- Double Wrapped & Sealed Corners
- 2 x 3 Sidewall Studs on 16" Centers (*Maximum*)
- Steel-Strap Reinforcement on Walls for Superior Durability
- R-7 Settle-Resistant Insulation
- Residential-Style Double Hung Windows
- Patio Convenience Light
- Entry Screen Door
- Entry Door Assist Handle
- 96" Ceiling Height

Chassis Construction

- Cambered Steel Frame Chassis w/Steel Outriggers
- Detachable Hitch
- Electric Brakes at All Wheels
- Safety Chains & Breakaway Safety Switch

Floor Construction

- 5/8" Tongue & Groove Floor Decking
- 2 x 4 Floor Construction, 16" O.C. w/Double 2 x 4 Under Sidewalls
- Tightly Sealed Woven Polyethylene Underbelly

Features

- Electric Slide-Out Rooms for Easy Setup or Storage
- Sliding Glass Patio Door
- 6'-4" Entry Door Heights
- 6 Panel Interior Passage Doors
- 50 amp Service
- Water Heater Bypass
- Carpet Throughout (Except Kitchen & Bath)
- Vinyl Floor Tile Area at Each Entry Door

Security & Safety

- LP Gas Leak Detector
- Smoke Detector
- Carbon Monoxide Detector
- Fire Extinguisher
- Flush Door Latch w/Integral Dead Bolt Lock

Optional Exterior

Value Package

- Triple Entry Steps at Each Entry
- 6 Stabilizer Jacks
- Outside Shower
- Goodyear® Tires

Optional Interior

Value Package

- 15 M Btu Air Conditioner w/Down-Draft Grill
- Paddle Ceiling Fan in Living Area
- Night Shades
- Sofa Hide-A-Bed Replacing Jack-Knife Sofa Bed
- Stereo/DVD System
- Pair of Wall Lights in Living Area
- 10 Gal. Gas/Electric Water Heater

Popular Options

- 21' or 25' A&E® Side Awning
- Fireplace (N/A All Models)
- 19" or 26" LCD TV
- Free Standing Dinette w/Panoramic Windows
- Marine Toilet w/Holding Tank(s)
- Washer/Dryer Ready (N/A All Models)

SKYLINE®

BRINGING AMERICA HOME. BRINGING AMERICA FUN.

For the name of your nearest Skyline-built RV dealer, call:
Hemet, CA 1-888-442-0997
Mansfield, TX 1-800-962-7773
Elkhart, IN 1-800-736-2573

Or visit us at our Web Site at www.skylinecorp.com

NO-NONSENSE WARRANTY

Manufacturing defects reported to Skyline within one year after original retail delivery of your new Travel Trailer or Fifth Wheel by an authorized dealer will be corrected without charge and within reasonable times. Excluded are misuse (including lack of reasonable maintenance), minor imperfections, alterations, and dealer or owner improper transportation, installation, or hookup.

This warranty gives you specific legal rights. You may have other rights which vary from state to state.

Skyline's suppliers often provide additional warranties on their components beyond the Skyline factory bumper-to-bumper warranty. For example — the range, water heater, furnace and converter carry two-year supplier warranties while the air conditioner, refrigerator, microwave and awning carry three-year warranties. The one-piece roof carries a 12-year warranty. Ask your dealer for full details.

Manufacturer's Notice: All specifications, equipment, and prices are subject to change without prior notice. Production of all models subject to seasonal scheduling. Skyline Corporation reserves the right to improve a model without incorporating these changes in similar models produced at an earlier date.

Consult your automobile dealer and your recreational vehicle dealer to assure the proper match between tow vehicle and trailer. Tow vehicle and recreational unit must be properly equalized for efficient product performance and safety. Before you purchase your recreational vehicle, carefully consider the number of people it will accommodate and its end use. Manufacturer's load capacity restrictions and recommendations must be followed for safe and efficient product performance.

Your Retailer, an independent contractor, who is not an agent of Skyline Corporation, is the party responsible for your purchase contract and any additions, deletions, alterations, or attachments made to or in your recreational vehicle.

Go RVing
Life's A Trip™

Member
RVIA
RECREATION VEHICLE
INDUSTRY ASSOCIATION