

**2011**  
**Floor Plans**

**Nomad**<sup>®</sup>

**Joey Select Travel Trailers**

**Park Trailers**

**Ultra-Lite Travel Trailers & Fifth Wheels**

**Alumabond Fifth Wheels**




Your local **Nomad** dealer is:

**SKYLINE**<sup>®</sup>  
BRINGING AMERICA HOME. BRINGING AMERICA FUN.

Effective May 2010

# Dare to Compare

|                                                                      | <b><u>SKYLINE®</u></b> | <b><u>Other Brand</u></b> |
|----------------------------------------------------------------------|------------------------|---------------------------|
| 3-2-1 Warranty                                                       | ✓                      | _____                     |
| Individually Weighed — <i>Certified</i> — Posted on Exterior         | ✓                      | _____                     |
| Rain Tunnel Tested                                                   | ✓                      | _____                     |
| Simulated Road Tested (Shake Simulator)                              | ✓                      | _____                     |
| Stile & Rail Cabinet Construction on Upper & Lower Cabinets          | ✓                      | _____                     |
| Seamless One-Piece Roof with Manufacturer's 12 Year Limited Warranty | ✓                      | _____                     |
| Radius Clamp-Ring Windows                                            | ✓                      | _____                     |
| Radius Sealed Outside Compartment Doors                              | ✓                      | _____                     |
| 5/8" Tongue & Groove Floor                                           | ✓                      | _____                     |
| Cambered Chassis                                                     | ✓                      | _____                     |
| R-7 Insulation                                                       | ✓                      | _____                     |
| Larger-Capacity Holding Tanks                                        | ✓                      | _____                     |
| Upgraded Name Brand Appliances                                       | ✓                      | _____                     |
| 59 Years in Business                                                 | ✓                      | _____                     |



**S**ince 1951, we've been building products that measure up to the expectations of our customers. From the very beginning, we've understood that our customers come first. You're the reason we're in business and every member of the Skyline team is committed to bring you nothing less than the best.

This commitment has earned Skyline its nationwide reputation for leadership and uncompromising integrity. Our designers, engineers, and production people work as a team to build RVs that meet your needs. The best RVs at the best prices. Each backed by a straightforward one-year full warranty and a nationwide customer service program that is short on red tape and long on results.

Skyline is a solid corporate citizen having no corporate debt and a strong cash position. For our customers, this means that Skyline has the financial muscle to stand in back of its products and you can count on the fact that Skyline will be around if you ever need us.

For us at Skyline, "*Bringing America Home. Bringing America Fun.*" is more than a slogan. It is a statement of our responsibility to a country that has been good to us. It is a pledge to extend our record of leadership, to continue the long tradition of superior service, and to strengthen the trust placed in us by the customers we are privileged to serve. It is our determination to serve America and its people with quality, affordable recreational vehicles for many years to come.



## Interior

### Cabinets

- Maple Cabinets
- Hardwood Frame Cabinet Doors
- Designer Glass Insert Doors
- Drawers w/Full Extension Ball Bearing Guides
- 40" Tall Kitchen Overhead w/2 Shelves

### Decor

- Color-Coordinated Designer Interior
- Decorative Box Valances at Most Windows
- Lambrequin Legs in Living Area
- Drape Panels in Bedroom
- Vertical Blind at Patio Door
- Embossed Vinyl Flooring
- Extra Padded Dinette & Sofa Seat Cushions
- Wall Paper Border in Kitchen & Bath
- Night Shades
- Sofa Hide-A-Bed
- Pair of Wall Lights in Living Area

### Kitchen & Living Area

- 16 cu. ft. Whirlpool® Residential Frost-Free Refrigerator
- Residential-Style 4 Burner Range w/Oven
- Bright 110 Volt Lighting Throughout
- 40,000 Btu Furnace w/110 Volt Fan Motor & In-Floor Ducting
- Residential-Size Stainless Steel Sink w/Single Lever Faucet
- Living Room TV Jack
- Park Cable for TV Hookup
- Patio Door
- Eye-Level Microwave Range w/Integral Range Hood Built In Above Range
- Large U-Shaped Dinette
- Decorative Swivel Rocker (See Floor Plan for Quantity)
- 15M Btu Air Conditioner w/Down-Draft Grill
- Paddle Ceiling Fan in Living Area
- Stereo w/AM/FM/DVD w/USB & iPod Connections
- 10 Gal. Gas/Electric/DSI Water Heater

### Bedroom

- Color-Coordinated Quilted Bedspread
- Free-Standing Bed w/Frame, Box Springs & Mattress in Master Bedroom
- Evergreen® Mattress

### Bath

- ABS Tub & Surround
- Deluxe Medicine Cabinet w/Mirror
- Towel Bar
- Skylight Over Tub
- Residential-Style Porcelain Toilet
- Ceiling Exhaust Fan
- Large Oval Sink Bowl w/Single Lever Faucet
- Residential-Style Single Lever Tub Faucet & Shower Head

## Exterior

### Roof Construction

- Tapered Truss Roof Construction to Promote Water Runoff
- Seamless One-Piece Roof w/12 Year Manufacturer's Limited Warranty
- Pre-Wired, Framed & Ducted for Optional Roof Air Conditioner
- Awning Drip Rail w/Extra Long Drip Spouts
- Double Insulation

### Wall Construction

- Double Wrapped & Sealed Corners
- 2 x 3 Sidewall Studs on 16" Centers (*Maximum*)
- Steel-Strap Reinforcement on Walls for Superior Durability
- R-7 Settle-Resistant Insulation
- Residential-Style Double Hung Windows
- Patio Convenience Light
- Entry Screen Door
- Entry Door Assist Handle
- 96" Ceiling Height

### Chassis Construction

- Cambered Steel Frame Chassis w/Steel Outriggers
- Detachable Hitch
- Electric Brakes at All Wheels
- Safety Chains & Breakaway Safety Switch
- Triple Entry Steps at Each Entry
- 6 Stabilizer Jacks
- Goodyear® Tires

### Floor Construction

- 5/8" Tongue & Groove Floor Decking
- 2 x 4 Floor Construction, 16" O.C. w/Double 2 x 4 Under Sidewalls
- Tightly Sealed Woven Polyethylene Underbelly
- Double Insulation

### Features

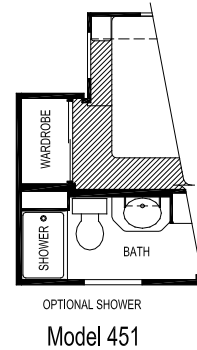
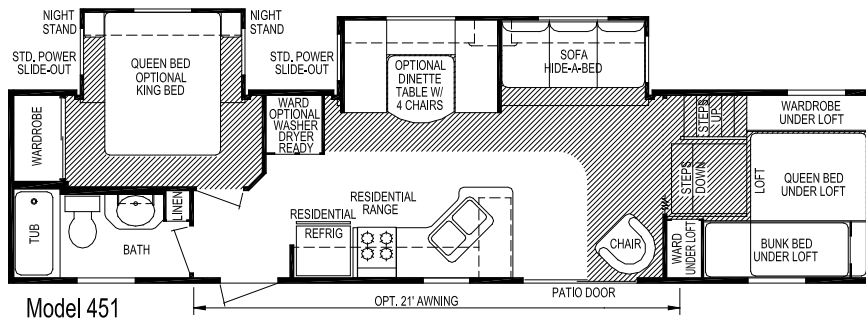
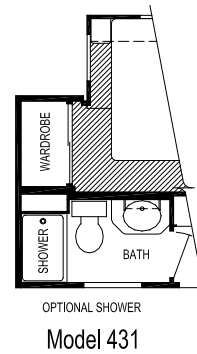
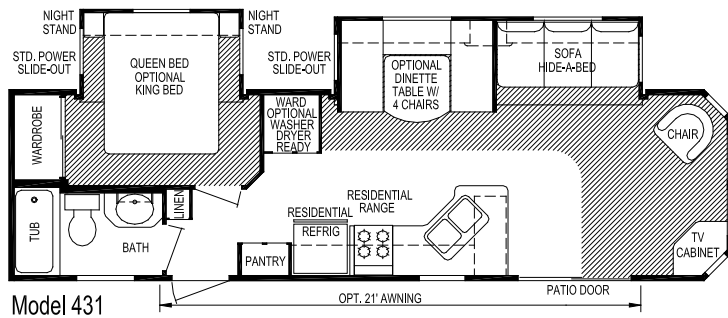
- Electric Slide-Out Rooms for Easy Setup or Storage
- Sliding Glass Patio Door
- 76" Entry Door Heights
- 6 Panel Interior Passage Doors
- 50 amp Service
- Water Heater Bypass
- Carpet Throughout (Except Kitchen & Bath)
- Vinyl Floor Tile Area at Each Entry Door
- Outside Shower
- Swing-Away Exterior Assist Handle

## Security & Safety

- LP Gas Leak Detector
- Smoke Detector
- Carbon Monoxide Detector
- Fire Extinguisher
- Flush Door Latch w/Integral Dead Bolt Lock

### Popular Options

- 21' or 25' A&E® Side Awning
- Fireplace (N/A All Models)
- 26" Vizio® LCD TV
- Free Standing Dinette w/Panoramic Window
- Marine Toilet w/Holding Tank(s)
- Washer/Dryer Ready (N/A All Models)



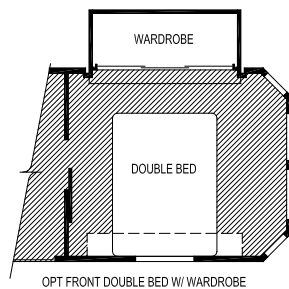
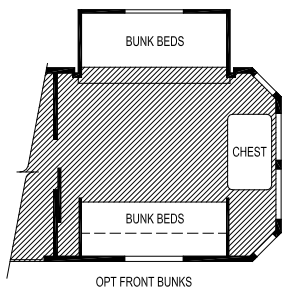
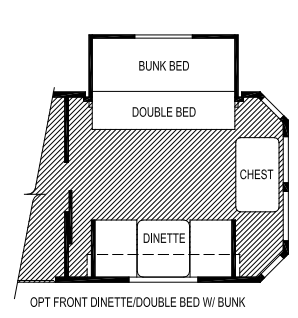
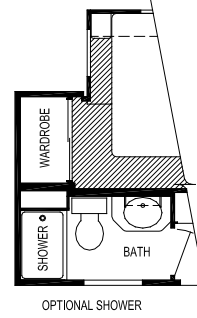
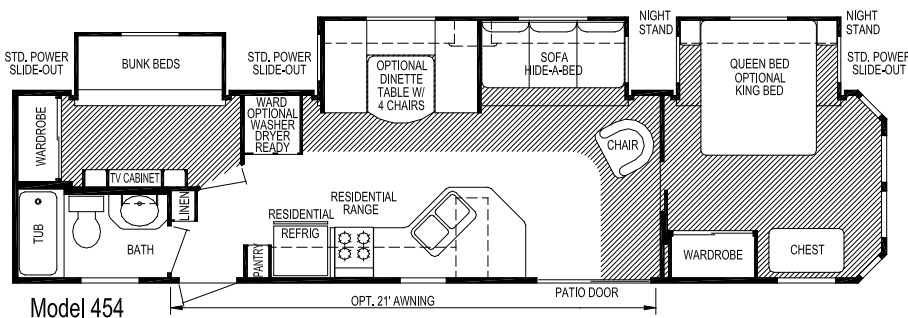
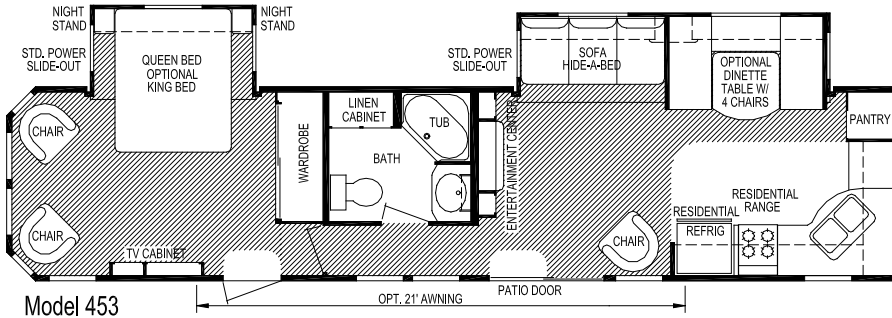
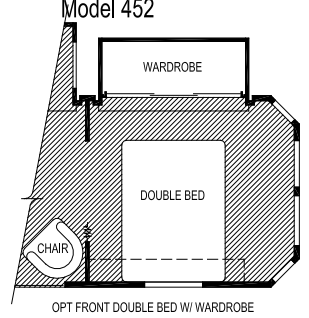
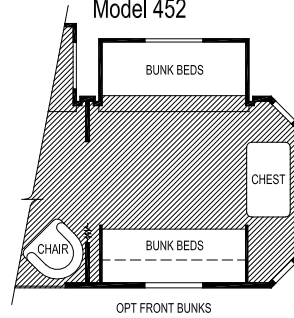
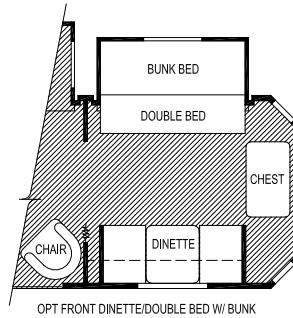
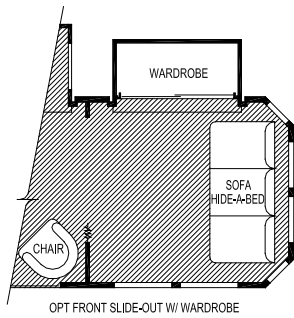
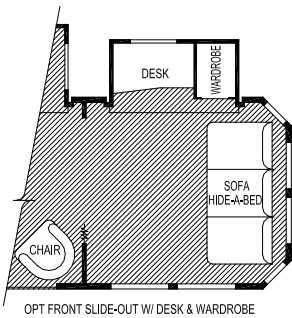
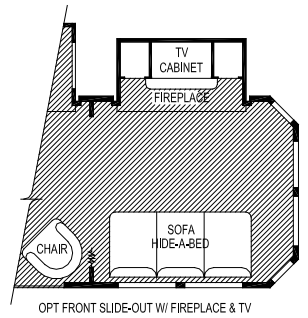
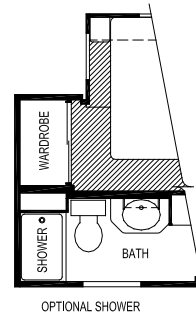
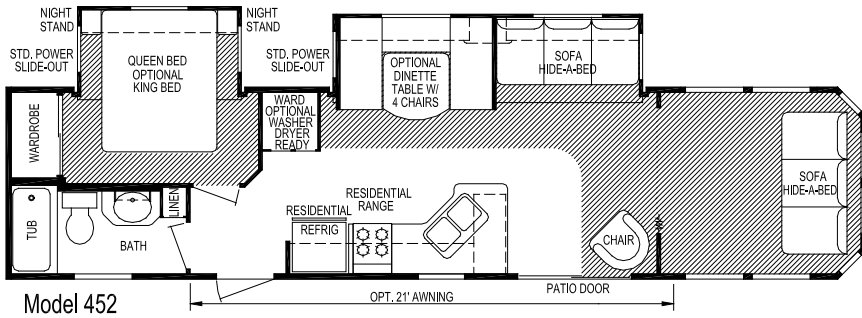
## Specifications

| Model                           | 431       | 451                   | 452           | 453       | 454           |
|---------------------------------|-----------|-----------------------|---------------|-----------|---------------|
| <b>Accommodations</b>           |           |                       |               |           |               |
| Sleeping (standard / optional)  | 6         | 9                     | 8             | 6         | 8             |
| Bed Size (standard)             | 60" x 74" | 60" x 74"             | 60" x 74"     | 60" x 74" | 60" x 74"     |
| Second Bed Size                 | N/A       | 60" x 74" / 28" x 74" | N/A           | N/A       | (2) 28" x 74" |
| Dinette Size                    | 48" x 79" | 48" x 79"             | 48" x 79"     | 48" x 79" | 48" x 79"     |
| Sofa Size                       | 41" x 73" | 41" x 73"             | (2) 41" x 73" | 41" x 73" | 41" x 73"     |
| <b>Measurements</b>             |           |                       |               |           |               |
| Exterior Length (see Note 2)    | 35'-0"    | 40'-11"               | 40'-9"        | 41'-11"   | 41'-3"        |
| Exterior Width (see Note 2)     | 102"      | 102"                  | 102"          | 102"      | 102"          |
| Exterior Height (see Note 2)    | 12'-1"    | 12'-1"                | 12'-1"        | 12'-1"    | 12'-1"        |
| Interior Height                 | 96"       | 96"                   | 96"           | 96"       | 96"           |
| <b>Capacities</b>               |           |                       |               |           |               |
| Opt. Gray Water Tank (gallons)  | 50        | 50                    | 50            | 50        | 50            |
| Opt. Black Water Tank (gallons) | 40        | 40                    | 40            | 40        | 40            |

**Notes**

(1) All weights, dimensions, and capacities shown are approximate values.

(2) Dimensions stated to industry standards. Exterior length includes approximately a four foot hitch on travel trailers. Exterior height includes air conditioner, if installed. Exterior width does not include the width of the awning, if installed.





## Skyline Customer Satisfaction

Skyline Customer Satisfaction is more than just a promise. We believe you deserve quality in every aspect of ownership. To ensure your continued satisfaction, we're dedicated to providing you with a quality product along with the very best service available in our industry. Skyline's "Commitment of Excellence" will be a source of pride and satisfaction for you.

Contact your Skyline dealer for details.

|                                              |                           |
|----------------------------------------------|---------------------------|
| <b>SKYLINE</b>                               |                           |
| <i>Commitment of Excellence</i>              |                           |
| OWNER                                        | <b>SATISFIED CUSTOMER</b> |
| ORIGINAL DEL. DATE                           | DEALER NO.                |
| VEHICLE ID NO.                               | MODEL NO.                 |
| BRINGING AMERICA HOME. BRINGING AMERICA FUN. |                           |

## NO-NONSENSE WARRANTY

Manufacturing defects reported to Skyline within one year after original retail delivery of your new Travel Trailer or Fifth Wheel by an authorized dealer will be corrected without charge and within reasonable times. Excluded are misuse (including lack of reasonable maintenance), minor imperfections, alterations, and dealer or owner improper transportation, installation, or hookup.

This warranty gives you specific legal rights. You may have other rights which vary from state to state.

*Skyline's suppliers often provide additional warranties on their components beyond the Skyline factory bumper-to-bumper warranty. For example — the range, water heater, furnace and convertor carry two-year supplier warranties while the air conditioner, refrigerator, microwave and awning carry three-year warranties. The one-piece roof carries a 12-year warranty. Ask your dealer for full details.*

**Manufacturer's Notice:** All specifications, equipment, and prices are subject to change without prior notice. Production of all models subject to seasonal scheduling. Skyline Corporation reserves the right to improve a model without incorporating these changes in similar models produced at an earlier date.

Consult your automobile dealer and your recreational vehicle dealer to assure the proper match between tow vehicle and trailer. Tow vehicle and recreational unit must be properly equalized for efficient product performance and safety. Before you purchase your recreational vehicle, carefully consider the number of people it will accommodate and its end use. Manufacturer's load capacity restrictions and recommendations must be followed for safe and efficient product performance.

Your Retailer, an independent contractor, who is not an agent of Skyline Corporation, is the party responsible for your purchase contract and any additions, deletions, alterations, or attachments made to or in your recreational vehicle.



For the name of your nearest Skyline-built RV dealer, call:  
Hemet, CA 1-888-442-0997  
Mansfield, TX 1-800-962-7773  
Elkhart, IN 1-800-736-2573

Go RVing.

Or visit us at our Web Site at [www.skylinecorp.com](http://www.skylinecorp.com)